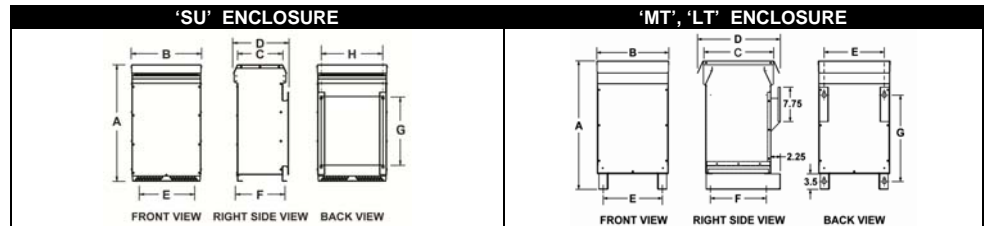
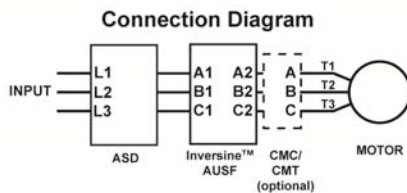


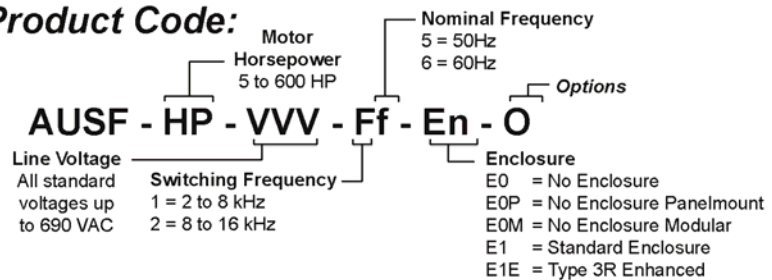
GENERAL SPECIFICATIONS:	
RATING	For motor/drive system sizes 5HP(3.75kW) to 600HP(450kW) ^[8]
VOLTAGE	Standard voltages up to 690V
OVERLOAD CAPABILITY	Suitable for overload of 200% for 180 seconds every 10 minutes
SWITCHING FREQUENCY	2 kHz to 8 kHz [8kHz to 16kHz]
MOTOR FREQUENCY	0 Hz to 90 Hz
VOLTAGE DISTORTION (THD)	Max. 5% (at Full Load and at 60Hz)
INPUT CURRENT DISTORTION	< 8% @ Full Load
EFFICIENCY	> 98%
OPERATING AMBIENT TEMPERATURE	-20°C to +40°C (-4°F to 104°F)
ELEVATION	≤ 3300ft [1000m] above sea level
VENTILATION	Convection air cooled
WINDING MATERIAL	Copper
ENCLOSURE	Type: NEMA-3R (5 – 600HP) Paint: Polyester powder coated Colour: ANSI 61 Grey Wall Mtg Capability: 5 to 125HP
OPTIONS:	NEMA-3R Enhanced Outdoor Ventilated Enclosure

Motor Size		Filter Rating			Standard Enclosure	
HP	kW	Output Amps ^[3]			Case ^[9] Style	Weight lb [kg] ^[7]
		480V 3Ph/60Hz	600V 3Ph/60Hz	690V 3Ph/60Hz		
5	3.75	7.6	6.1	5.3	SU1	58 [26]
7.5	5.5	11	9	8	SU1	67 [30]
10	7.5	14	11	10	SU1	78 [35]
15	11	21	17	15	SU1	90 [41]
20	15	27	22	19	SU2	118 [54]
25	18.5	34	27	24	SU2	130 [59]
30	22	40	32	28	SU2	142 [65]
40	30	52	41	36	SU2	154 [70]
50	37.5	65	52	45	SU2	186 [84]
60	45	77	62	54	SU3	218 [99]
75	55	96	77	67	MT2	304 [138]
100	75	124	99	86	MT2	323 [147]
125	90	156	125	109	MT2	345 [156]
150	110	180	144	125	MT2	365 [166]
200	150	240	192	167	MT2	415 [189]
250	185	302	242	210	MT3	578 [262]
300	200	361	289	251	MT3	585 [266]
350	250	414	336	292	MT4	800 [363]
400	315	477	382	332	MT4	825 [374]
500	400	590	472	410	MT4	915 [415]
600	450	665	530	465	LT1	1398 [634]

CASE STYLE	ENCLOSURE DIMENSIONS - inches [mm]							
	A	B	C	D	E	F	G	H
SU1	23.50 [597]	11.25 [286]	8.75 [222]	11.25 [286]	9.00 [229]	8.50 [216]	12.00 [305]	9.00 [228]
SU2	29.50 [749]	13.25 [336]	10.25 [260]	12.75 [324]	11.00 [279]	10.00 [254]	16.00 [406]	11.00 [279]
SU3	34.00 [864]	20.25 [514]	13.25 [336]	16.00 [406]	18.00 [457]	13.00 [330]	20.00 [508]	18.00 [457]
MT2	38.00 [965]	21.50 [546]	19.50 [495]	23.50 [597]	17.00 [432]	17.50 [445]	25.00 [635]	
MT3	45.00 [1143]	26.00 [661]	21.00 [534]	25.00 [635]	21.50 [546]	19.00 [483]		
MT4	51.50 [1308]	32.00 [813]	25.50 [648]	29.50 [749]	23.50 [597]	23.50 [597]		
LT1	59.00 [1499]	39.50 [1003]	30.00 [762]	34.00 [864]	24.00 [610]	32.00 [813]		



Product Code:



Notes:

- Select Inversine Filter based on current rating of the motor for both variable and constant torque applications.
- Where a single Inversine Filter is used to supply multiple motors, the Inversine Filter current rating must sized for the total current rating of all motors.
- For applications that exceed NEC ratings, use next larger size Inversine Filter.
- For power inverter applications with isolation transformer or step-up transformer, the Inversine Filter current rating should be equal to or greater than that of the transformer nominal primary current.
- For ASD switching frequency below 2kHz, please consult factory.
- Short circuit current rating not required under the exception No.1 of UL508A SB.4.2.1
- Approximate Values.
- Specifications are subject to change without notice.
- Cable entry is from left or right side only unless otherwise indicated.
- For additional information refer to: Typical Specifications, Internal Layout and Connection Diagrams.